



Open Data Monthly Report

February 2025



Highlights & Useful Links

February Highlights

- In February, our Open Data Portal welcomed **194 new registered** users, and we saw a total of **86,000 API calls and 6,700 data downloads of activity on the Portal**.
- We also received **12 bespoke Open Data Requests**; a decrease on recent monthly trends of c15 per month – with **7 successfully completed in** an average resolution time of 6 days and 5 which remain under development with internal experts.
- **Requests for access to our GIS Shapefiles** remain our most requested dataset, followed by data on our **Network Assets and Network Outages Data**.
- This month, we also completed our annual refresh of the data within our **Distribution Future Energy Scenarios (DFES)** on our Open Data Portal - providing insights into how electricity generation and demand will evolve across our Network over the next 30 years.
- We have now completed our **quality assessments** of openly published datasets and will be publishing the outputs in March.
- We have also now reviewed all of our responses to our **Open Data Survey**, using this to identify new opportunities to help our customers and stakeholders to use our data and make the most of our Portal – and will be publishing this and updating our roadmap soon.

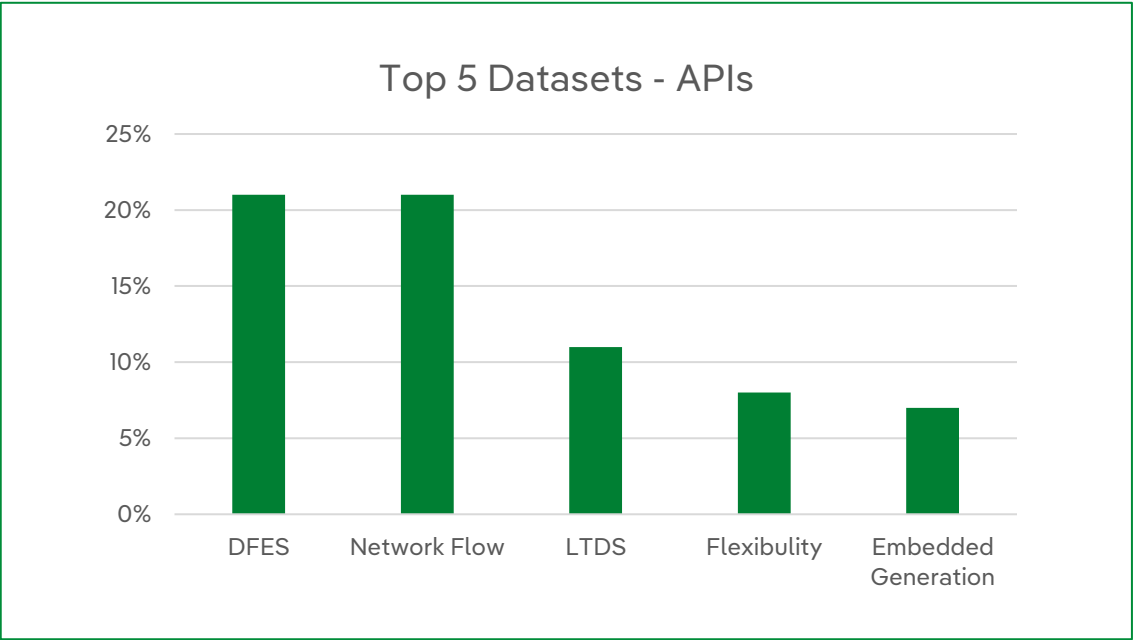
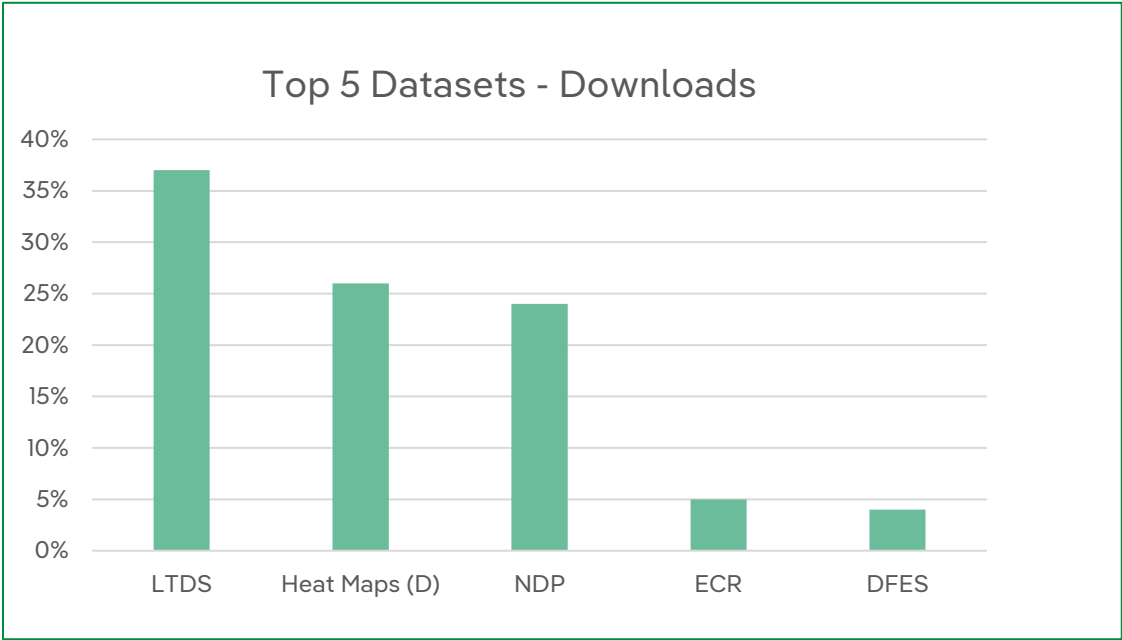
Planned Developments

- Annual refresh of our Network Development Plan datasets (Q1).
- Publication of new / enhanced datasets:
 - Aggregated Smart Meter Data Phase 2 (Mar '25).
 - LV Monitoring Data (Mar '25).
 - Smart Meter Penetration Data (Mar '25).
 - Enhanced Flexibility Data (Mar '25).
- Our '**Data Roadmap**' will be available on our Portal (Q1).
- Publication of our dataset Method Statements and Quality Assessments (Q1).
- Launch of our **feature page** for our Network Development Plan (Q1).
- Publication of the next in the series of videos outlining how to get the most from some of our most used data sets (Q2).

Useful Links

- **Mailbox:** opendata@spenergynetworks.co.uk
- **Open Data Portal:** [Home – SPENOpenDataPortal](#)
- **Video:** [Data & Information Sharing - SP Energy Networks](#)
- **Data Request Form:** [Data Request Form](#)
- **General Open Data Portal Feedback:** [Feedback](#)
- **Data Triage Documentation:** [Risk Assessments](#)

Open Data Portal – 12 Month Trends



Registered Users

2,234

Prior Month – 2018

Dataset APIs

627k

Prior Month – 541k

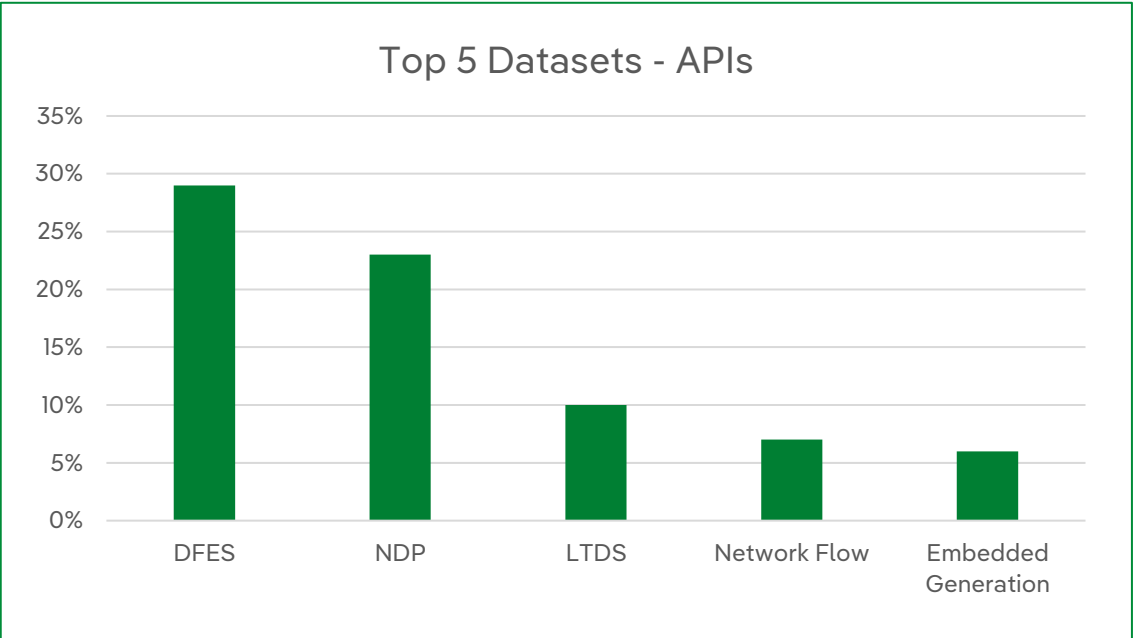
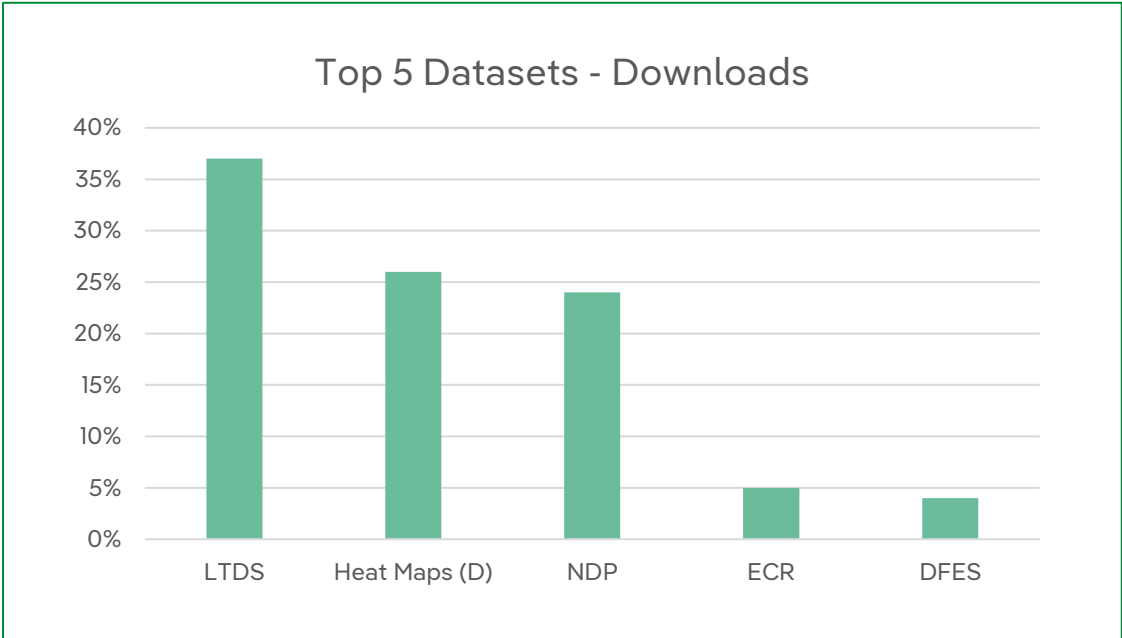
Downloads

34k

Prior Month – 29k

*All stats based on Opendatasoft provided data.

Open Data Portal – Feb’ 2025 Stats



Feb New Users

+194

Prior Month – 126

Feb Dataset APIs

86k

Prior Month – 75k

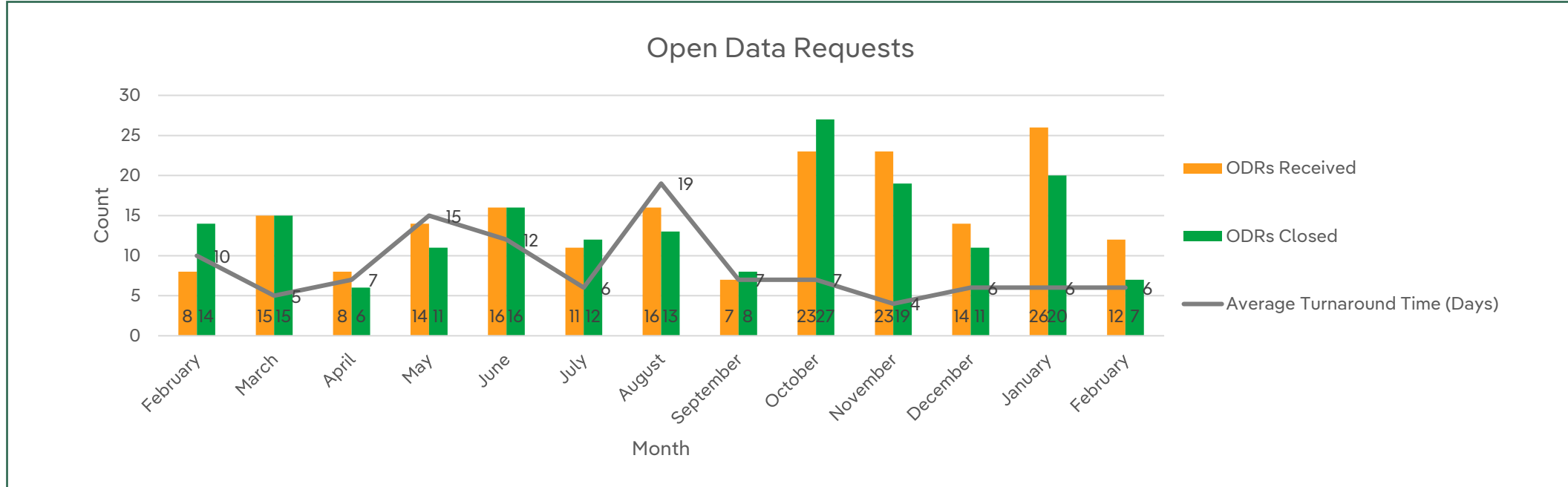
Feb Downloads

6.7k

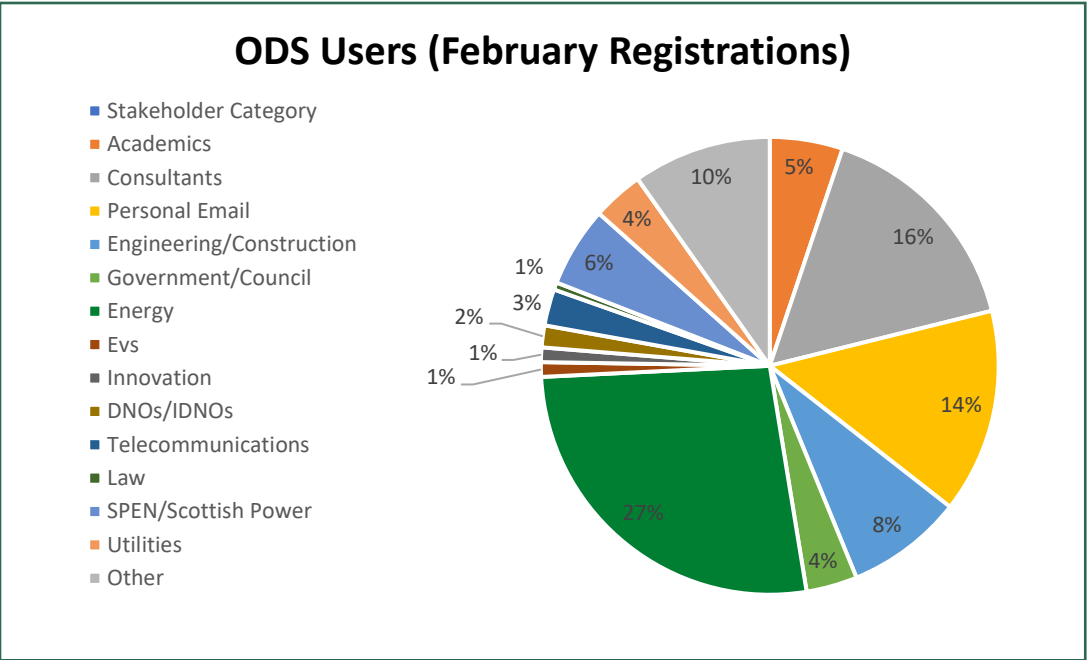
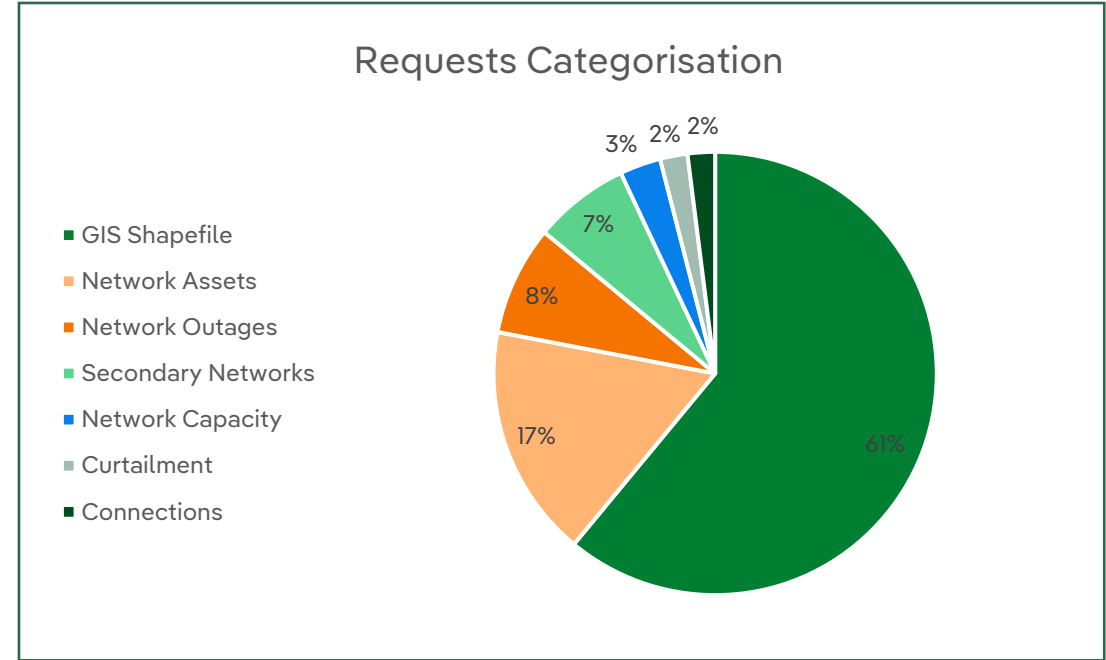
Prior Month – 6k

*All stats based on Opendatasoft provided data.

Open Data Requests – Stats and Trends

**Feb Data Requests****12****Feb Turnaround Time (Days)****6****Average Monthly Data Requests****15****Average Turnaround Time (Days)****10**

Open Data Stats - Insights



Overall Data Requests Received

488

Overall Data Requests Concluded

483

Live data requests in progress

5

