



Open Data Monthly Report

November 2024



Highlights & Useful Links

November Highlights

- We saw a notable increase in the volume of bespoke data requests received via our Open Data mailbox in November at 23 requests, which were addressed in an average of 4 days.
- This month, we published the first in our series of videos on how to get the most from our **Open Data Portal**
- **We launched** improved **Feedback** and **Data Request** forms, improved in response to stakeholder feedback.
- Our new Flexibility feature pages were published, aligned to our flexibility team's market prospectus, and our **Long Term Development Statement datasets** have been **refreshed**.

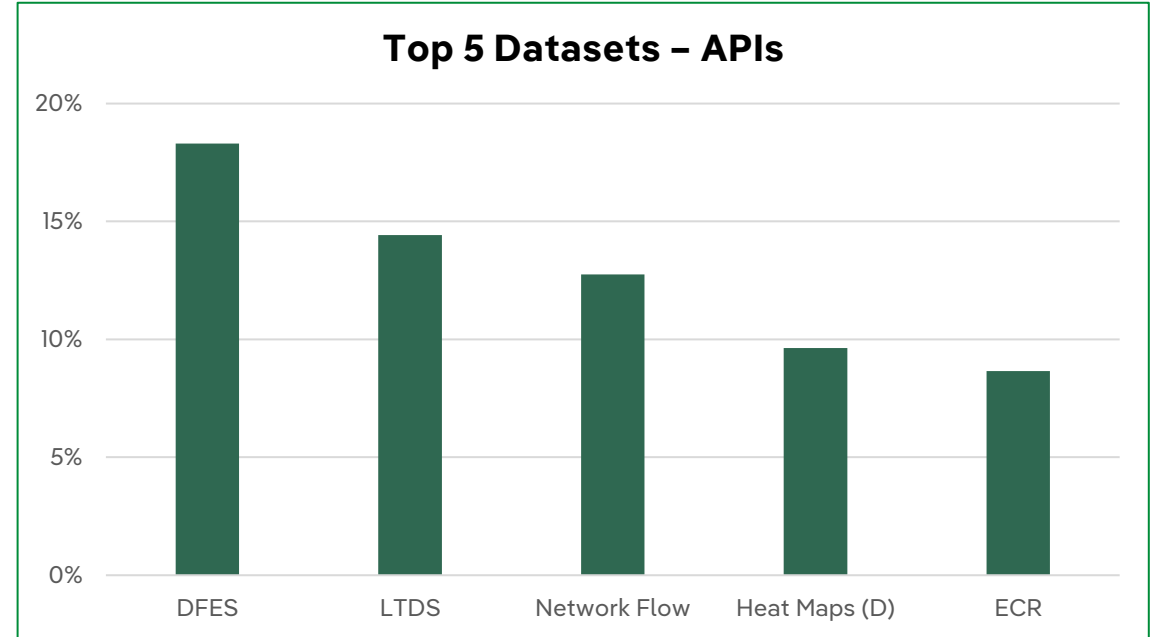
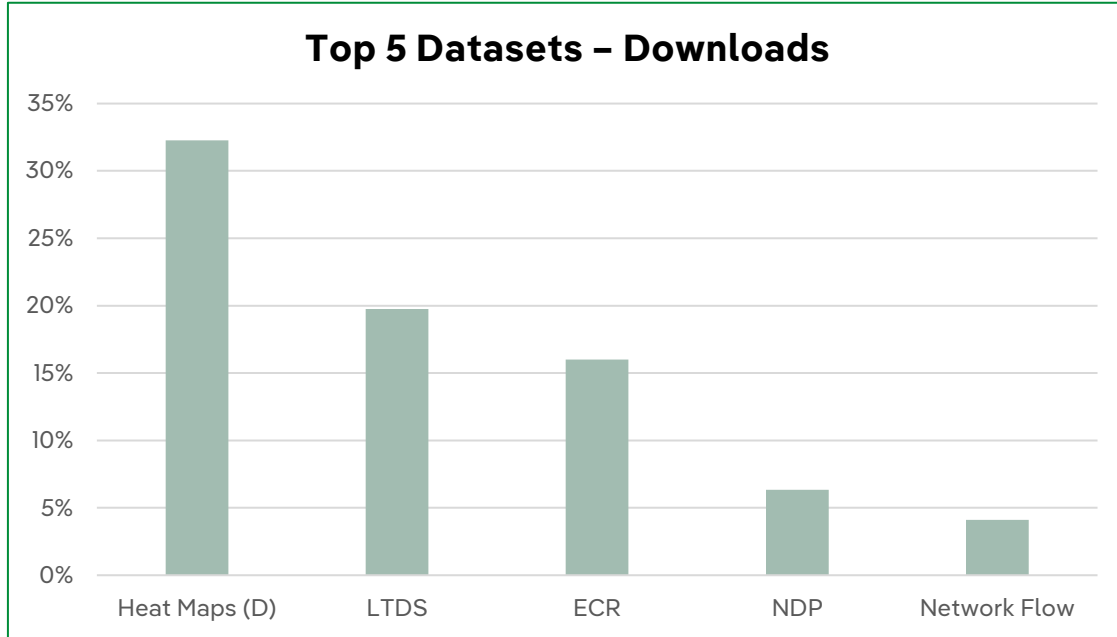
Recent & Planned Developments

- Publication of our Risk Assessments (Dec'24).
- Launch of our Open Data Survey (Dec'24).
- Launch of feature pages for Connections Single Digital view (Dec'24) and Network Development Plan (Jan'24)
- Publication of the next in the series of videos outlining how to get the most from some of our most used data sets (Jan'24).
- Publication of our '**Data Roadmap**', upcoming datasets to be hosted on our Portal (Jan'24).

Useful Links

- **Mailbox:** opendata@spenergynetworks.co.uk
- **Open Data Portal:** [Home – SPENOpenDataPortal](#)
- **Video:** [Data & Information Sharing - SP Energy Networks](#)
- **Data Request Form:** [Data Request Form](#)
- **General Open Data Portal Feedback:** [Feedback](#)

2024 Stats - Open Data Portal



Registered Users

1762

2024 Dataset APIs

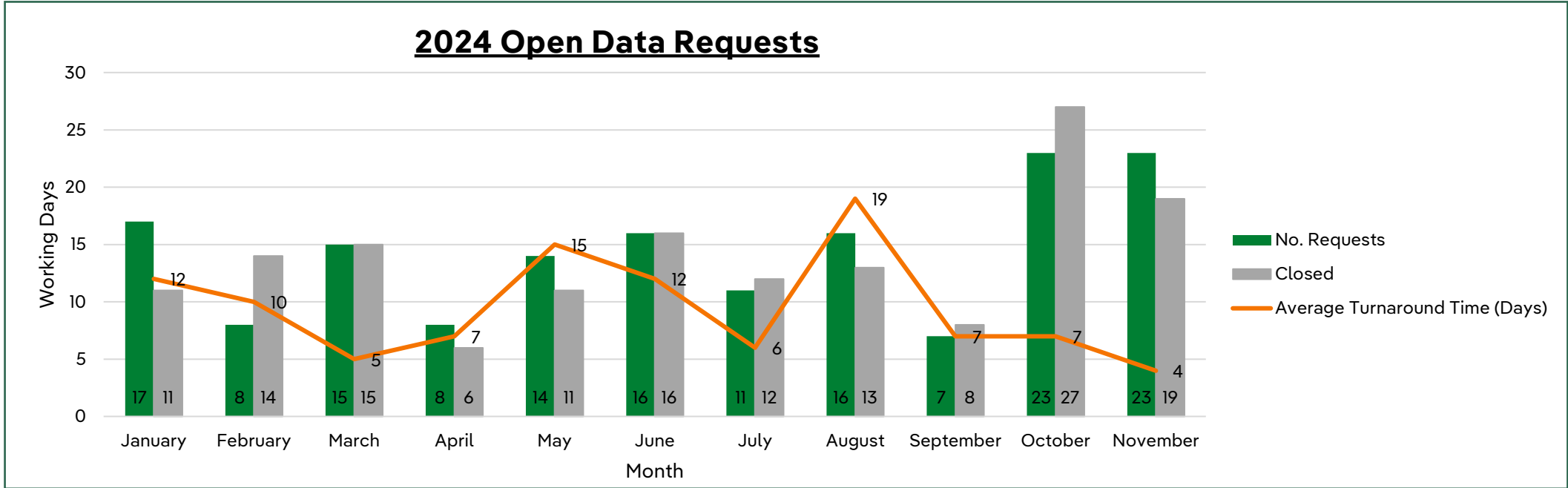
370k

Dataset Downloads

18k

*All stats based on Opendatasoft provided data.

2024 Stats - Open Data Mailbox



**Data Requests
2024**

158

**Average Data Requests
per month**

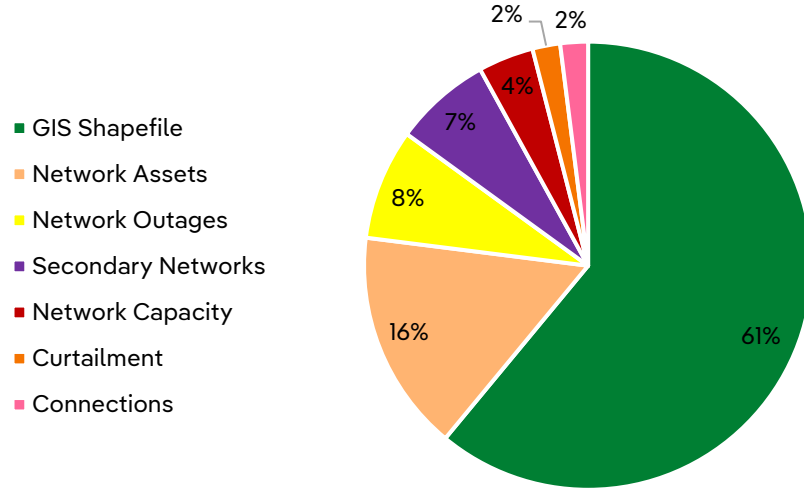
14

**Average Turnaround
Time (Days)**

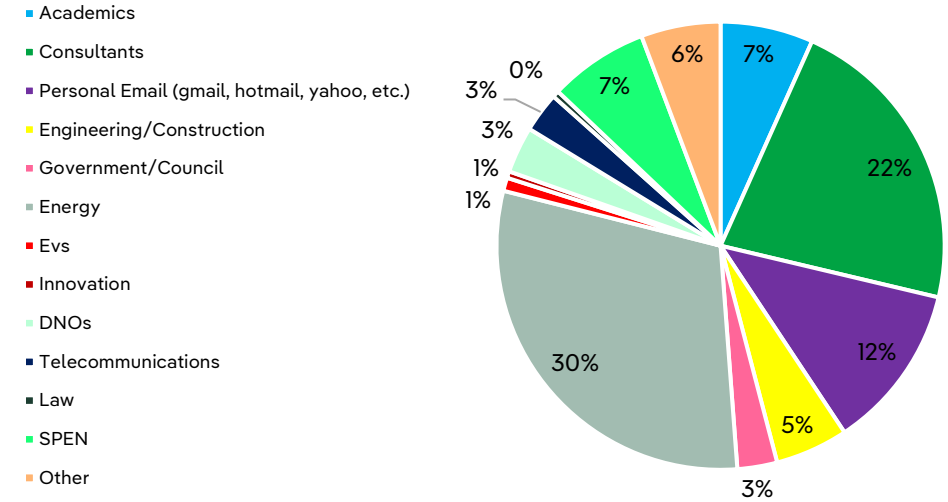
9

2024 Stats - Insights

Requests Categorisation



ODS Users



Overall Data Requests Received*

436

Overall Data Requests Concluded

427

Live data requests in progress

9

